



# ACADEMY

IMAGINE. INVESTIGATE. INNOVATE.

## i3 Academy Newsletter • Back to School Issue

### A message from our Head of School:



i3 Families,

The first day of school is less than a month away! Our teachers and staff are eager to meet our students and families, whether that be in person or virtually! All classes will begin on **Thursday, August 20th**. The first two days, August 20th and 21st, will be half days in order to practice new procedures. Students will be split into A and B groups. On Thursday, August 20th, group A will attend in person while group B attends remotely. On Friday, August 21st, the reverse will take place. Students will eat lunch at school on those days. The groups will be announced by Wednesday, August 12th. The first full day will be Monday, August 24th.

If you haven't heard the news yet, i3 Academy will provide an iPad, charger, and case for all i3 students! This will allow for recorded and in-person lessons to be delivered virtually.

Kindergarten through second grade will use Seesaw, and third through fifth grade will use Google Classroom as their learning platforms. Video tutorials for each platform will be posted on our website.

All students--on campus and at home-- must be in uniform daily. Students who are learning remotely should wear their i3 Academy shirt when participating in video conferences with their class or teacher. A uniform bundle will be provided for all registered students. Additional uniform items may be ordered from the Lands' End online store.

Face masks will be provided for all students and staff. Students and teachers will wear masks at all times. Face shields and plexiglass will also be provided.

The Live Wire episodes will continue as we transition to the school year. They are held in our private Facebook group each Thursday at 4 PM. We will have a full staff reveal on Thursday, August 6th!

We want to thank all families who submitted the Learning Format Request Form. On Tuesday, July 28th, we sent email confirmation of your child's learning format. If you would like to change your child's learning format, please submit [this form](#) before **Friday, August 7th**. Please see the FAQs on page four of the newsletter about changing your child's learning format.

*(continued on next page)*

### IN THIS ISSUE

**Page 1**  
Letter  
from Dr. Nalls

**Page 2**  
Continuation of Letter &  
Important Dates

**Page 3**  
Curriculum Notes &  
Building Update

**Page 4**  
Learning format change  
FAQs

**Page 5**  
Staff Spotlight and  
i3 Safe for Me FAQs

**Page 6**  
Opening at a Glance

**Page 7**  
Learning At  
Home Activities

### Contact Info

Email:  
[info@i3Academy.org](mailto:info@i3Academy.org)

Phone (English):  
205-403-5777  
(Mon- Fri; 8-4 PM)  
Phone (Spanish):  
205-403-5754

*(continued from page one)*

To inform parents about procedures and policies, we will share our i3 orientation videos on **Monday, August 17th** (on our website and Facebook group), followed by a special question and answer session during The Live Wire at 6 PM. Our virtual open house will be held **Tuesday, August 18th**. This will consist of two components: a series of pre-recorded videos and a live, interactive event. The live event will be with your child's grade level teachers. There will be two sessions offered, one at 5 PM and one at 6 PM, for each grade level in case you have to attend for more than one child. More information will be released regarding these events.

A cloud of uncertainty remains around the COVID-19 situation. For in-person and hybrid students and staff, we are preparing protocols and procedures in accordance with the Jefferson County Department of Health (JCDH) and the CDC guidelines. We are committed to making decisions based on data and research, but that information is ever-changing. We will communicate any changes on our part as soon as we are able via email and our website. It is imperative that you pre-arrange a back-up childcare option in the event that JDPH requests students to self-isolate. Please keep your contact information and your emergency contact's information up-to-date in our system. If you need to update this information at any time, please email [info@i3academy.org](mailto:info@i3academy.org).

There are a few things we know for certain: your child will have access to a highly-qualified, caring teacher and engaging lessons; communication will be a top priority; and we will support your family through this transition. We appreciate your flexibility and patience. Please reach out if you have questions!

Sincerely,

Martin A. Nalls, EdD  
Head of School, i3 Academy

## IMPORTANT UPCOMING DATES!



- **August 17th: Virtual Orientation**
- **August 18th: Virtual Open House**
- **August 20th and 21st: Half days of school**
- **August 24th: First full day of school**

# Announcements:

- i3 Academy will be 1:1. All students will be assigned an Apple iPad to use at home and at school. A cover, keyboard, and charger will be included.
- A virtual orientation will be held on Monday, August 17th. Prerecorded videos will be released that morning. A special edition of The Live Wire will be held at 6 PM that day.
- A virtual open house will be held on Tuesday, August 18th. There will be a message from our head of school and board members. Then a live meeting will be held with your child's grade level teachers. There are two options: 5 PM and 6 PM.
- Please contact your child's former school to officially withdraw your child.

## Reminders:

- **Please notify your friends and neighbors that we have seats available for incoming fifth graders.**
- **Our team is working from the 55th Pl. office.**
- **Please review the i3 Safe for Me webpage. Send any questions to [info@i3Academy.org](mailto:info@i3Academy.org).**
- **Additional uniform items can be ordered from our Lands' End online store.**

## Curriculum Notes:

As part of the Caring Schools Curriculum, Problem-Solving Class Meetings are used to discuss any problems affecting the whole classroom community. These meetings are opportunities for the students to see why some actions are problems for the community. The students reflect on their own behavior, build empathy, and invest in solutions they have arrived at themselves.

Sometimes Problem-Solving Class Meetings don't lead to explicit solutions but rather raise students' awareness of the problems and their effects—an important step in changing behavior.

Individual students are not called out in these meetings. These are UTILIZED to address community-wide issues.

## Building Update:



## Address

**230 49th St. North, Birmingham,  
AL 35212**



**FOLLOW US!**



i3 Academy



@i3Academy



@i3Academy\_

# Learning Format Change FAQs

## **Q: How do I change my child's learning format?**

A: A change in your child's learning format requires planning for our staff in order to provide a continuous learning experience for your child. If you would like to change your child's learning format, please fill out the Learning Format Change Request Form and email your child's teacher to let them know of the upcoming change.

## **Q: When can I change my child's learning format?**

A: We can accommodate learning format changes approximately every 4 weeks. This occurs at each reporting period (progress reports and report cards). Please inform us of a change during the Learning Format Change Window. After the form has been submitted, the student will start attending the new learning format when the new reporting period begins. See the chart below for dates. We will send a link to the form and reminders about when to submit the Learning Format Change Request Form.

| <b>Learning Format Change Window</b> | <b>Start Date for New Learning Format</b> |
|--------------------------------------|---|
| September 4-11th                     | September 28th                            |
| October 12-16th                      | November 2nd                              |
| November 2-6th                       | Nov. 30th                                 |
| November 30th-December 4th           | January 5th                               |

## **Q: Will my child lose any learning opportunities when he/she switches learning formats?**

A: We suggest switching formats as little as possible in order to help your child get into a routine and to minimize transitions throughout the year; however, our teacher teams are working hard to plan continuous learning opportunities. In order to provide the best experience in each learning format, we have dedicated staff members on each grade level to specialize in each format. Because of this, if you switch from remote instruction to in person instruction or vice versa, your child may have a new primary teacher. The teachers will work closely together to provide smooth transitions for students. Our curriculum is highly aligned at each grade level so that learning will remain consistent across formats.

## **Q: What if there is a family emergency, and we need to immediately switch formats?**

A: We anticipate that there will be family emergencies that require a switch outside of the change window. If this is the case, please fill out the Learning Format Change Form, and let your child's teacher know that you will be making a change.

# STAFF SPOTLIGHT:



## **MRS. TANYA KENDRICK**

WELLNESS COORDINATOR

Tanya Kendrick has held her registered nurse's license for thirty years. After graduating from The University of Alabama's Capstone College of Nursing in Tuscaloosa, she moved to Birmingham to begin her nursing career. Mrs. Kendrick has enjoyed a diverse nursing experience which includes working as a staff nurse on a medical/surgical unit, cardiac unit and a child/adolescent behavioral health unit. She has also worked as a school nurse, psychiatric precertification nurse and a mental health case manager for a local insurance company. Most recently, Mrs. Kendrick has utilized her skills and talents as the Lead Health Science Academy teacher at Riverchase Career Connection Center in Hoover.

Tanya is married to her high school sweetheart, Kermit Kendrick, a local attorney. They have two sons, Houston and Isaiah.

She is excited about serving as the Wellness Coordinator for i3 Academy!

## i3 Safe for Me Frequently Asked Questions

### **Learning Formats**

#### *1. What if I want to change my child's learning format?*

A: Once you choose for the beginning of the school year, your child will remain in that learning format for the first four weeks of school. At that time, we will offer a Learning Format Change Form. More details will be shared in the coming weeks.

#### *2. What are the combinations of days for the hybrid format?*

A: The days your child attends school will be clustered together: Monday and Tuesday or Thursday and Friday.

### **Prevention and Precautions**

#### *3. If someone tests positive for COVID-19 in my child's class, will you inform parents?*

A: We will communicate if there is a positive case in your child's class. Due to FERPA and HIPAA laws, we will not reveal any names.

#### *4. Does my child have to wear a mask at school?*

A: All students and staff will wear masks while on campus.

### **Support services**

#### *5. If my child qualifies for the gifted program, will he/she receive services remotely?*

A: We will support all students according to their needs. Our gifted teacher will support your student in any learning format.

### **Teachers and Staff**

#### *6. If we switch learning formats, will my child have a different teacher?*

A: Each teacher is designated to teach a different learning format, so most likely your child will have a different teacher. Grade level teachers work closely together to ensure a smooth transition.

### **Operations**

#### *7. Will my child get recess and Wellness if he/she attends in person or hybrid classes?*

A: Children will get about fifty-five minutes of combined recess and wellness time.

#### *8. Does my child have to wear a uniform while attending classes remotely?*

A: Yes, while attending virtual classes, your child should wear his/her i3 Academy uniform shirt.



## OPENING AT A GLANCE

### PREVENTATIVE MEASURES



#### BUILDING

- Temperature checks for each individual will be taken upon arrival
- Daily health assessment questionnaire for each student and faculty member
- Instructional signs and visual clues throughout the building



#### TRANSPORTATION

- Temperatures taken before students get on bus and when students arrive on campus
- Seating on bus will keep with distancing guidelines
- Students must wear a face covering while on bus



#### CLEANING

- Any shared equipment will be sanitized between use
- Daily sanitation of building with approved disinfectants
- Frequent cleaning of high contact surfaces during the day



#### PROTECTIVE EQUIPMENT

- Frequent hand washing and/or use of hand sanitizer by students and staff when entering the building and classrooms
- Mask wearing for all staff and students in accordance with JCDH and CDC
- Isolation protocol for suspected cases on campus



#### LUNCH/TRANSITIONS

- Students will eat breakfast and lunch in their classrooms
- All items will be pre-opened by staff member wearing gloves
- All schedules will be staggered
- One way hall traffic patterns to decrease congestion



#### CLASSROOMS

- Desks situated for maximum distancing
- Plexiglass partitions between desks
- Air filtration and air purification systems in each classroom and learning space
- Limited circulation of air from main unit

# LEARNING AT HOME MENU


## Language Development

Play the name game. Pick a theme (animals, fruits, places). Take turns coming up with a word for each letter.



## Math

Organize items in your house (toys, shoes, clothes, etc) by color, shape, size



## Practical Life

Practice the directions right and left.



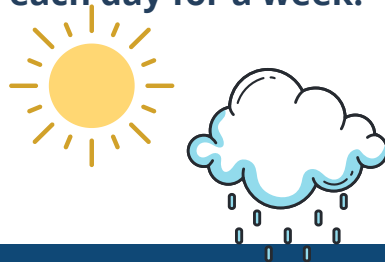
## Reading Skills

After watching a show or reading a book, make up a different ending to the story.



## Science

Discuss and journal about the weather each day for a week.



## Social-Emotional

Write a list of things that make you happy! Ask a family member or a friend to help you add things that make them happy to your list as well!




## Physical Activity

Collect and clean empty tin cans. Stack them like a pyramid. Use a ball to play bowling. (This can also be done with water bottles).





## Art

Make a puppet out of plastic utensils (fork, spoon, etc.). Act out a story with them.



## Writing

Write down a plan for a birthday party for your doll, action figure, or stuffed animal. Then "throw" the party!



These activities can be changed to fit your child's age and ability.